

HOW TO USE BORROWBOX

- with Monash Public Library Service.

First you will need to become a member of Monash Public Library Service:
www.monlib.vic.gov.au/join
OR
use the QR code:

Use your library membership number to access BorrowBox.



Join the library

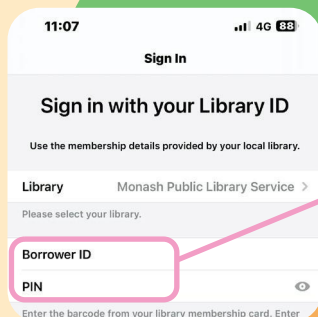


Download the app from your device's app store

Monash public library

Type in and select "Monash Public Library Service"

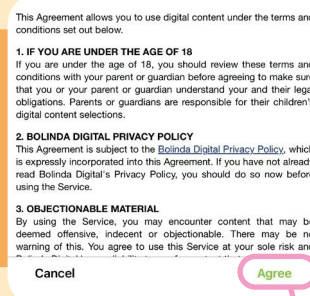
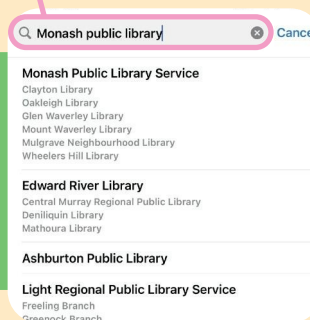
Type in your library card number and PIN/password



Borrower ID

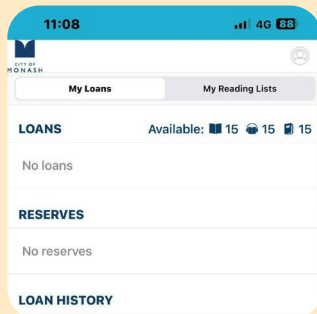
PIN

Read the terms and conditions, and tap "Agree" if you accept



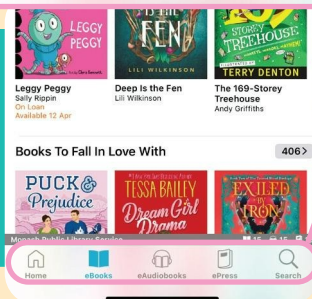
Continue to next page...

Agree



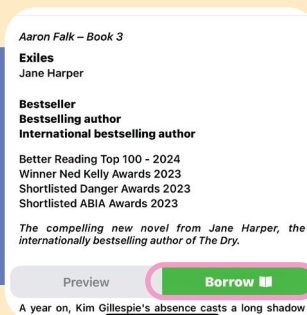
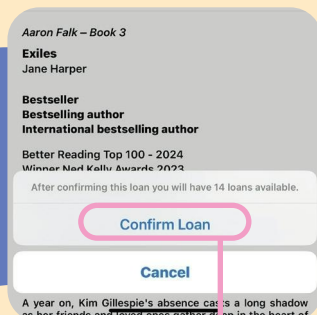
This is your homepage where you can browse

Tap “eBooks” at the bottom to search for eBooks

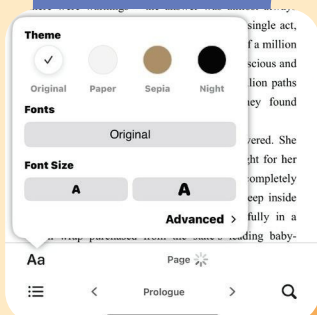


Select an eBook to read it. Tap “Borrow” to add the book to your library

Tap “Confirm Loan”

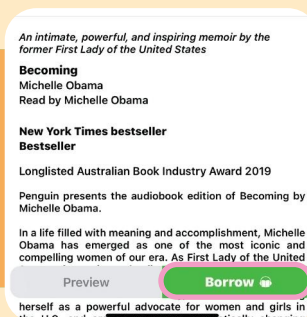


There are multiple text options available. Tap “Advanced” for more options.



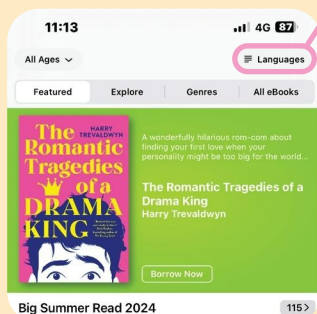
Confirm Loan

To borrow an eAudiobook the process is the same.




eAudiobook controls:

Languages



When browsing, tap “Languages” to choose a different language



Rewind 30 seconds

Rewind

Play

Fast forward

Fast forward 30 seconds

MORE INFO AND HELP VIA:

www.monlib.vic.gov.au/eLibrary

askmonlib@monash.vic.gov.au

[@monashlibraries](https://www.facebook.com/monashlibraries)



CITY OF
MONASH