



Kanopy

Kanopy is a streaming platform that provides access to movies, documentaries, foreign films, classic cinema, independent films and educational videos. As a Greater Dandenong Libraries' member, Kanopy is available for free online and on the Kanopy app.

Quick facts:


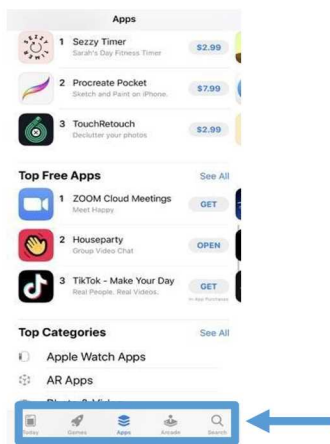
- You will need a **Greater Dandenong Libraries Membership** to use Kanopy.
- You can watch up to **18** films a month.
- The **Kanopy app** can be installed on any Android and Apple/iOS devices.
- Kanopy is available through web browsers if downloading an app is not possible.

Downloading the App – Downloading Kanopy

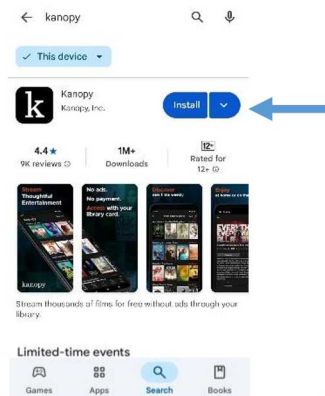
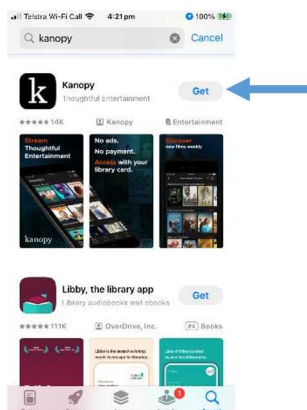
1. Locate and tap on the app store icon on your iPhone or iPad or Google Play store on Android devices.



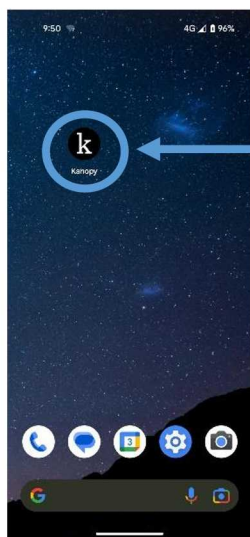
2. Search or browse for the Kanopy app. You can locate apps via the category icons at the bottom of the screen such as 'Games' or search for a specific app by tapping on the 'search' icon.



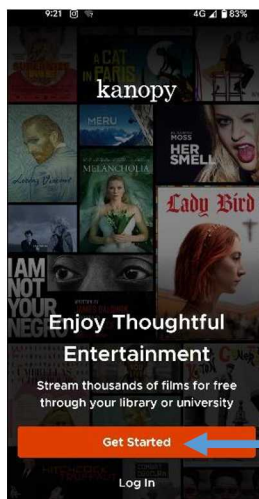
3. To install an app, tap the price or 'Free'/'Get'. Sign in with your Apple ID, using Touch ID, passcode, or Face ID. A cloud icon means you already own the app and can re-download it.



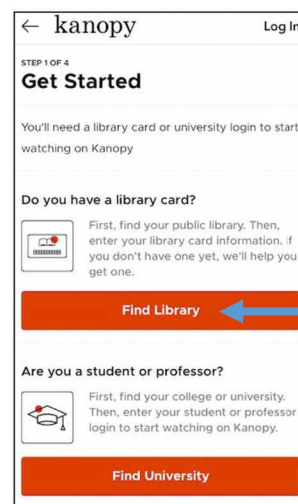
Registering an account



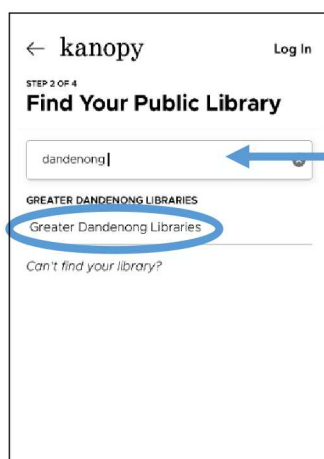
1. Find the app **k** on your screen and **tap** to open.



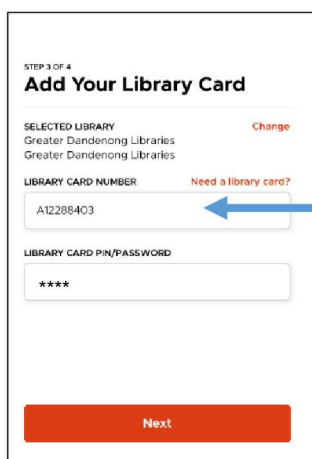
2. Press **Get Started**.



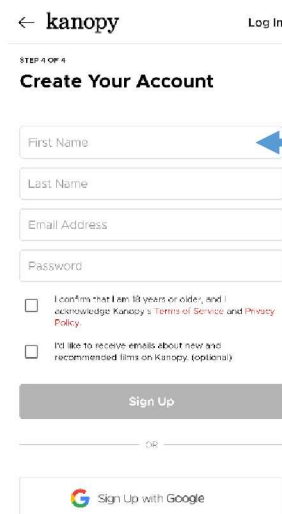
3. Press **Find Library**.



4. Search 'Dandenong' and select **Greater Dandenong Libraries** from the results.



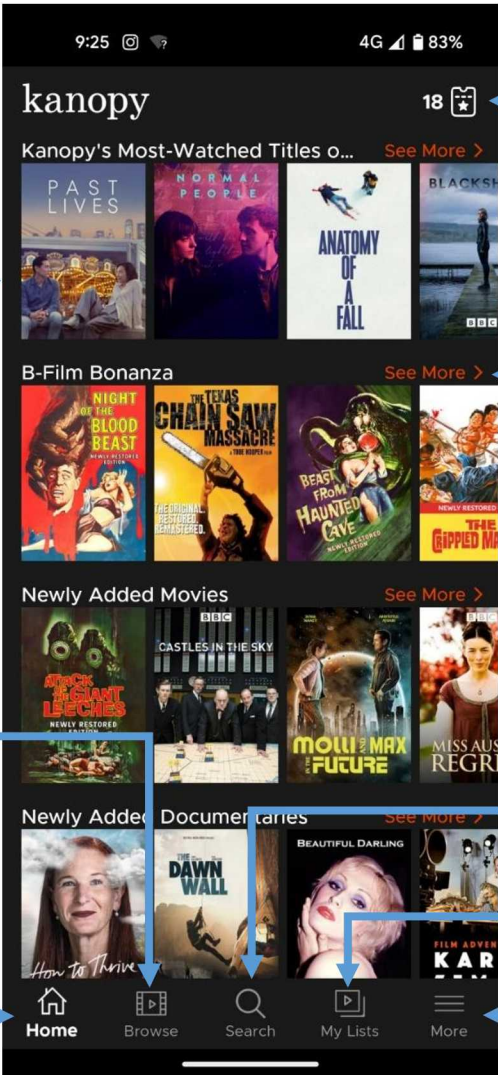
5. Enter your library card ID number and PIN and Press **Next**.



6. Enter your name, email, create a **password**. Accept the T's & C's and press **Sign Up**.

Kanopy Home Screen

Once you have registered/logged in you will be presented with the home screen. You can browse the titles or use the search function on the lower part of the screen to find specific titles.



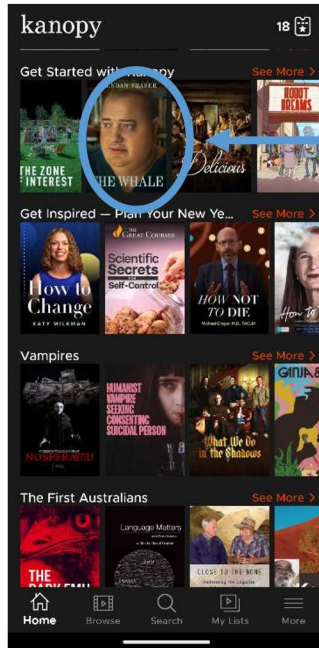
Annotations for the Kanopy Home Screen:

- Scroll down and across to see films** (points to the movie grid)
- Tickets - These refresh monthly** (points to the '18' ticket icon in the top right)
- Press **See More** for similar movies** (points to the 'See More' link next to the 'B-Film Bonanza' section)
- View by genres Arts, Business, Health, Science, Media, etc.** (points to the 'More' icon in the bottom navigation bar)
- Press to search film by title** (points to the 'Search' icon in the bottom navigation bar)
- For saved films** (points to the 'My Lists' icon in the bottom navigation bar)
- More** for account settings** (points to the 'More' icon in the bottom navigation bar)
- Home** (points to the 'Home' icon in the bottom navigation bar)



Note: The top right of the screen lists the number of tickets your profile has. These will decrease as you watch videos. Your tickets reset on the first day of the month - unused tickets don't roll over to the next month.

How to watch movies

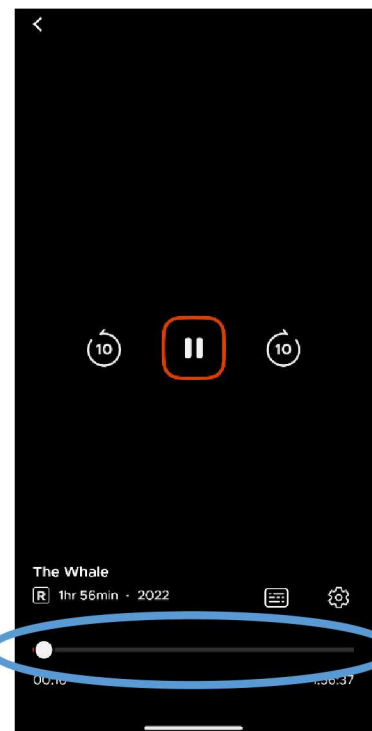


1. Press the photo of a film or TV show you want to watch.



2. Press the play button.

3. The video will start.



4. You can use the tracking/playback bar to skip through the video. Turn your device on its side to go full screen.