



BorrowBox

BorrowBox is a digital collection of eBooks, eAudiobooks and eMagazines. Using your library membership, you can access and download titles for free, wherever you are.

Quick facts:

- You will need a **Greater Dandenong Libraries Membership** to use BorrowBox.
- You can borrow or place a hold on up to **20** items at a time.
- Your loan period is for up to **21** days.
- You will never have overdue items – they will simply expire once your loan period ends.
- The **BorrowBox app** can be installed on Android and Apple/iOS devices.
- If you can't install the BorrowBox app on your device, you can access the BorrowBox website on your device's web browser.

Downloading Apps – Downloading BorrowBox

1. Locate and tap on the app store icon on your iPhone or iPad or Google Play store on Android devices.




App Store

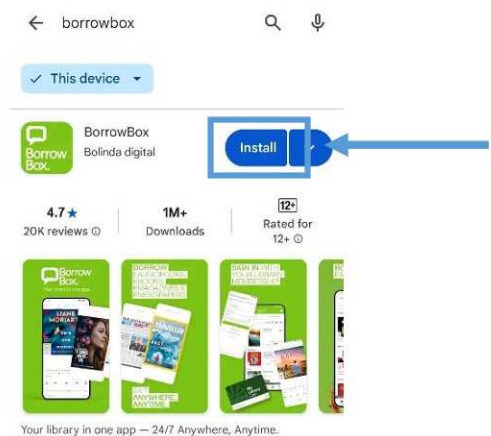


Google Play

2. Search or browse for an app that you want to install. You can locate apps via the category icons at the bottom of the screen such as 'Games', 'Apps' or 'Arcade' or search for a particular app by tapping on the 'search' icon and entering in the search terms.

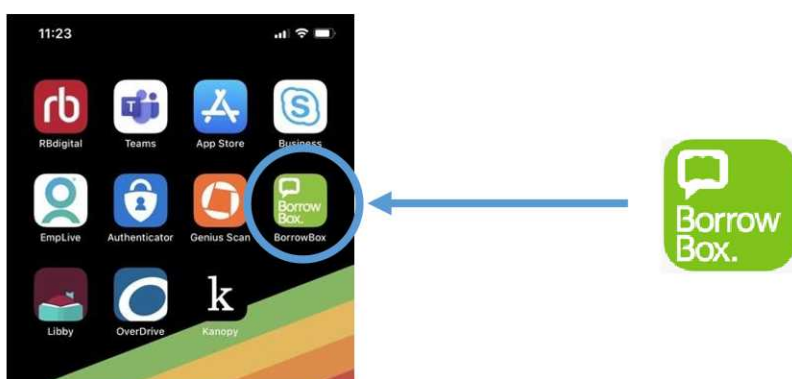


- To install an app, tap the price or 'Free'/'Get'. Sign in with your Apple ID, using Touch ID, passcode, or Face ID.



Registering on your Devices

1. Once you have installed the BorrowBox app, locate the icon on your screen and tap to open.



2. Fill in your information to log on.

| Sign in with your Library ID | |
|--|-------------------------------|
| Use the membership details provided by your local library. | |
| Library | Greater Dandenong Libraries > |
| Please select your library. | |
| User ID | A11858702 |
| PIN | |
| Please type in your User ID and PIN as instructed by your library. | |
| Sign In | |

a. Choose 'Greater Dandenong Libraries'.

b. Enter your Library Card ID Number.

c. Enter your Library card PIN Number.

d. Tap 'Sign In'.

Borrowing eBooks

❖ After signing in, the **My Loans** screen will appear.

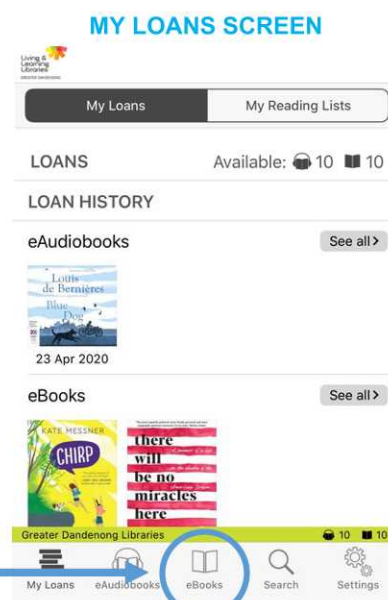
❖ To browse the library and borrow a book, press **eBooks** to see the **eBooks** screen.



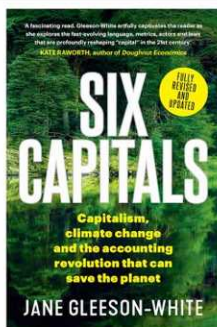
❖ Tap the different categories on the top of the screen to explore different book titles and genres.

❖ **Scroll** across the screen or down the screen to view books.

❖ Tap on the book you want to read.
(You can borrow up to 20 books.)



< Back Six Capitals Updated Edition ...




It is only the second revolution in accounting since double-entry bookkeeping emerged in medieval Italy - and it is of seismic proportions - driven by the 2008 financial crisis. They will transform not only the way the world does

Preview

Borrow

1. Press **Borrow**.

< Back Six Capitals Updated Edition ...



The Revolution Capitalism Has to Have--Or Can Accountants Save the Planet?
Jane Gleeson-White


After confirming this loan you will have 8 loans available.

Confirm Loan

Cancel

2. Press **Confirm Loan**.

< Back Six Capitals Updated Edition



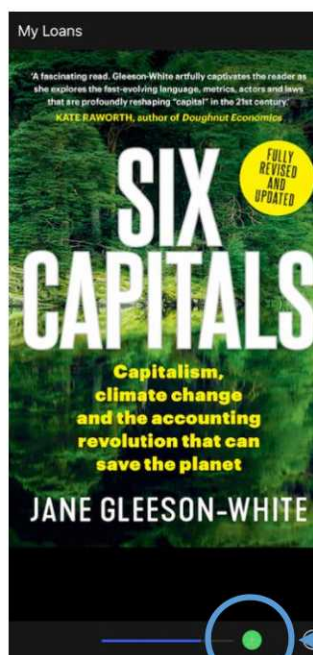
Loan Successful

Continue browsing or download and read now.

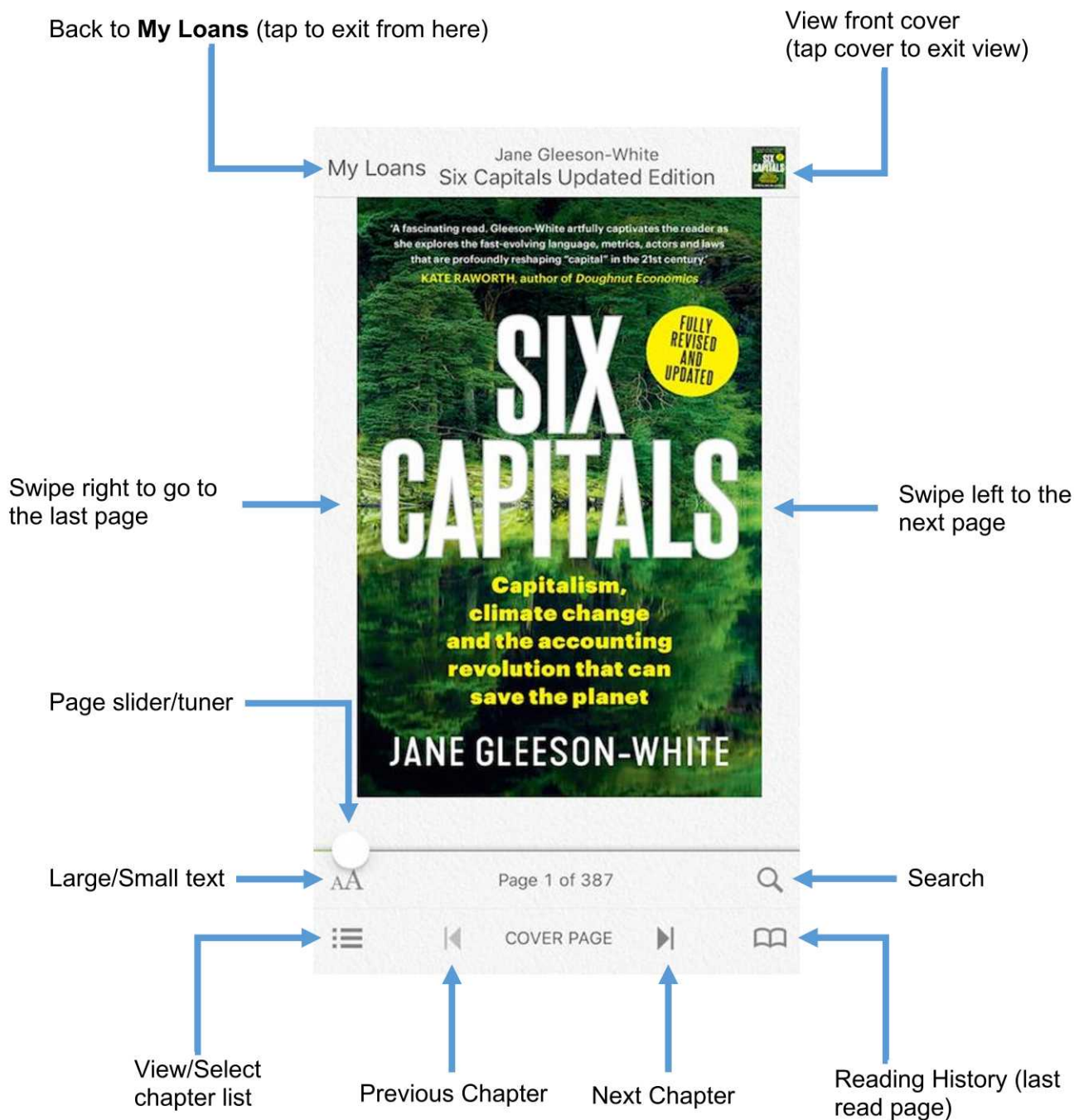
Read Now

Keep browsing

3. Press **Read Now**.



4. Tap the green button to download and when complete, tap the cover image to start reading.



Borrowing eAudiobooks

❖ After signing in, the **My Loans** screen will appear.

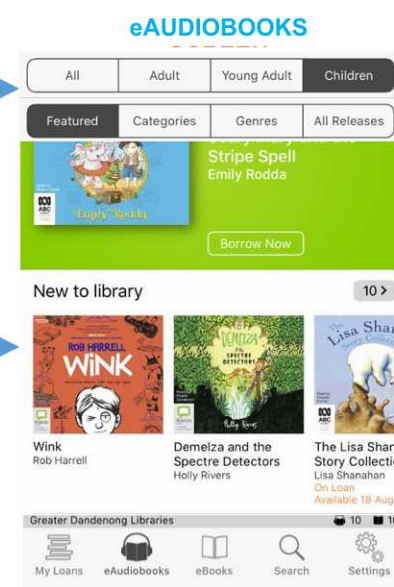
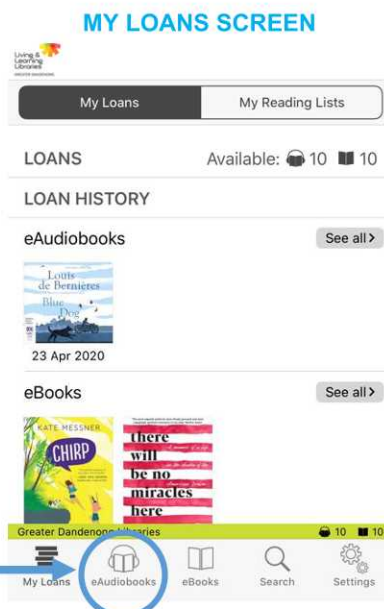
❖ Press **eAudiobooks**  to see the **eAudiobooks** screen.

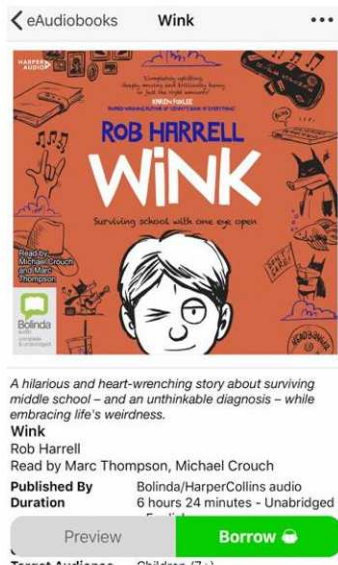
❖ Tap the different categories on the top of the screen to explore different book titles.

❖ **Scroll** across the screen or down the screen to view books.

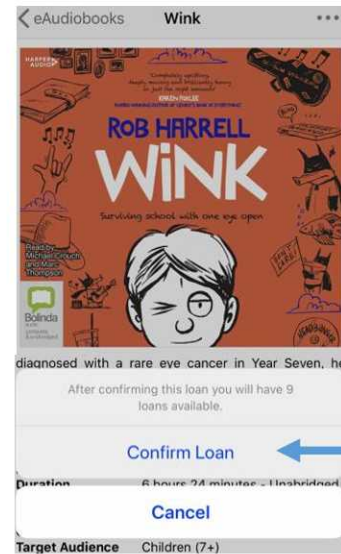
❖ Tap on a book you want to listen to.

(You can borrow up to 20 audiobooks at one time).





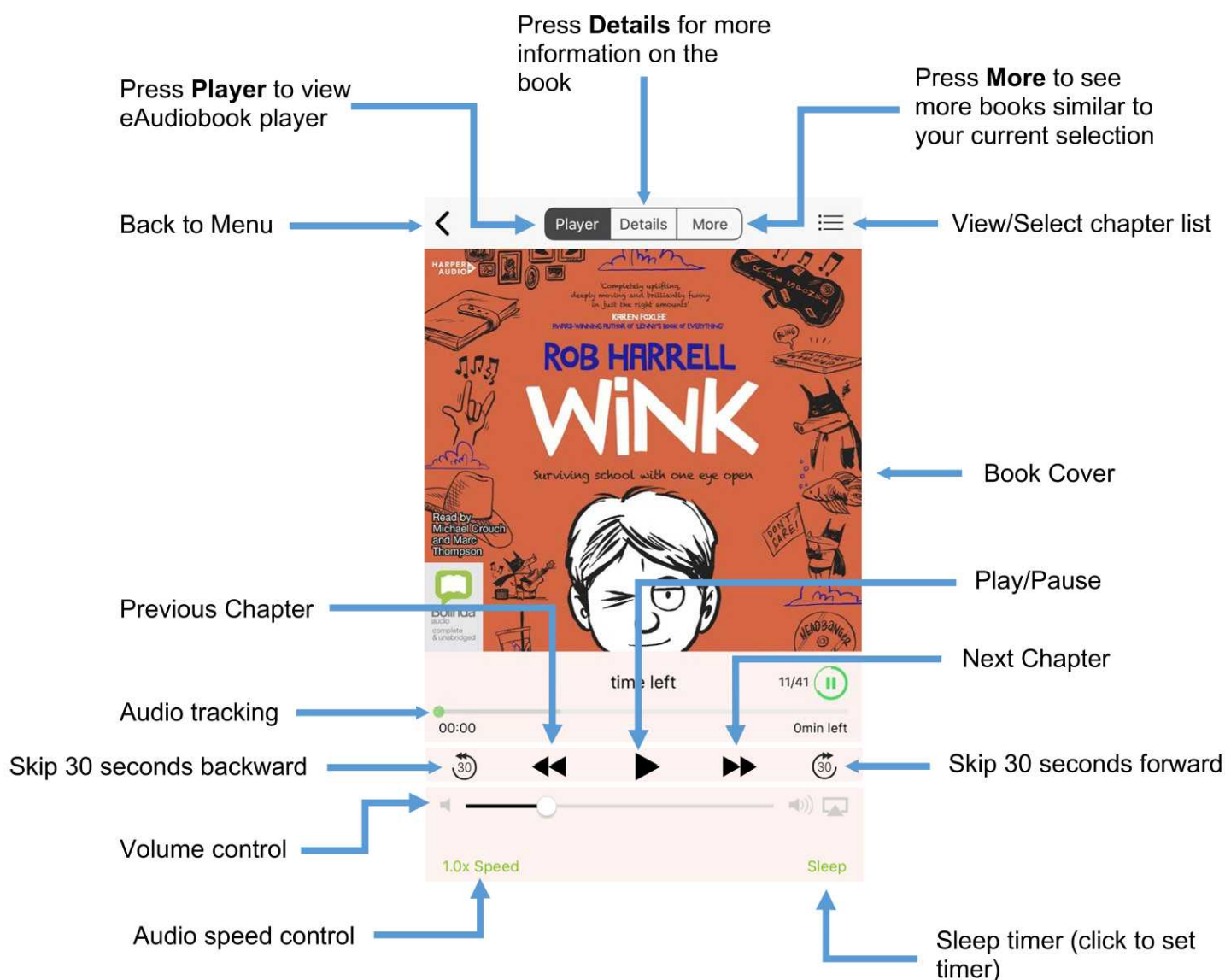
1. Press **Borrow**.



2. Press **Confirm Loan**.



3. Press **Listen Now**.



Please Note: When you are finished, press **Pause** before you exit the app. If you don't, the book will continue to run in the background even after you close the app.

Reserving eBooks and eAudiobooks

eBooks and eAudiobooks are just like physical items that you find in the library. If another person has already borrowed the item, you cannot borrow it straight away, but you can reserve it so that when the item is returned, you will be next in line to borrow.

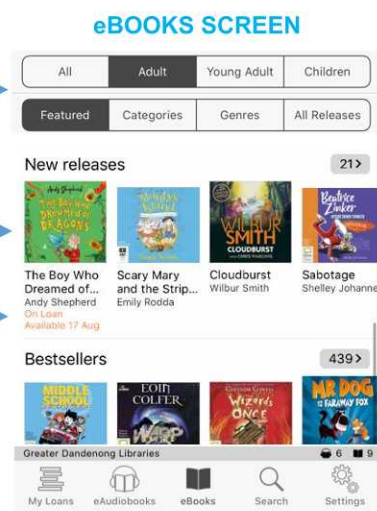
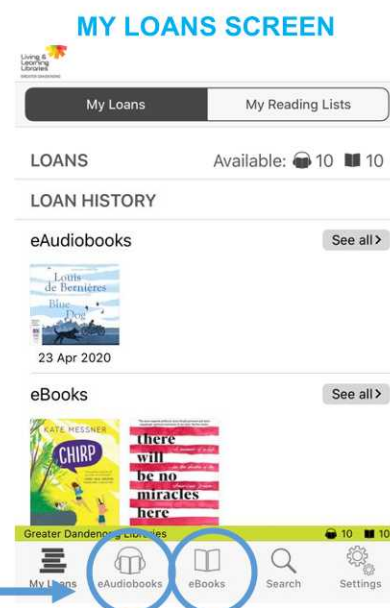
- ❖ After signing in, the **My Loans** screen will appear.


- ❖ Press **eBooks**  or **eAudiobooks**  to see book selection screen.

- ❖ Tap the different categories on the top of the screen to explore different book titles.

- ❖ **Scroll** across the screen or down the screen to view books.

- ❖ Tap on a book you want to reserve.
 - Books that have an **On Loan** status means that it has already been borrowed.
 - The **Available Date** means when the item will become available.





On Loan

Dragons don't just visit us in our dreams ...

Eleven-year-old Tomas has a secret friend like no other: Flicker, a dragon with glittering eyes and scales that flicker from fiery orange to ruby red. But Tomas is also having to get used to Flicker being away, now that

Preview Reserve

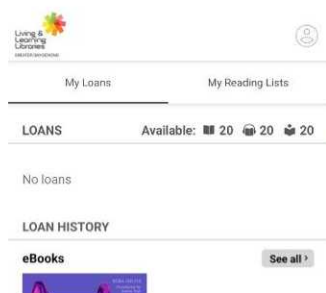
1. Press **Reserve**.



2. Press **Confirm**.

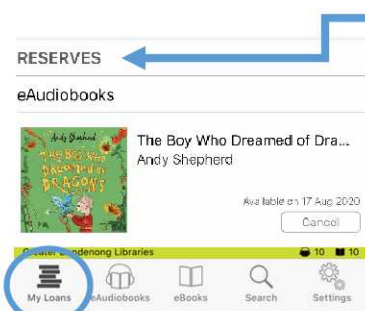


3. Press **Dismiss**.



Remainder of books you can borrow or reserve.

You can read, listen or reserve up to 20 eAudiobooks or eBooks at a time.



Scroll down the screen to see your **Reserved** books, your loan history and current loans.

Available date for reserved books.
When made available click to begin.

To view your Reserved books, press the **My Loans** button.